

Learn to Serve, Serve to Learn! Implementing Service Learning in Your OST Program



EmPOWERing Youth to Create Change

introductions

- Clint Darr, Afterschool Regional Educator
Missouri Afterschool Network



PowerPoint originally created by Danielle Turley, former Resource Center Coordinator, Missouri Afterschool Network

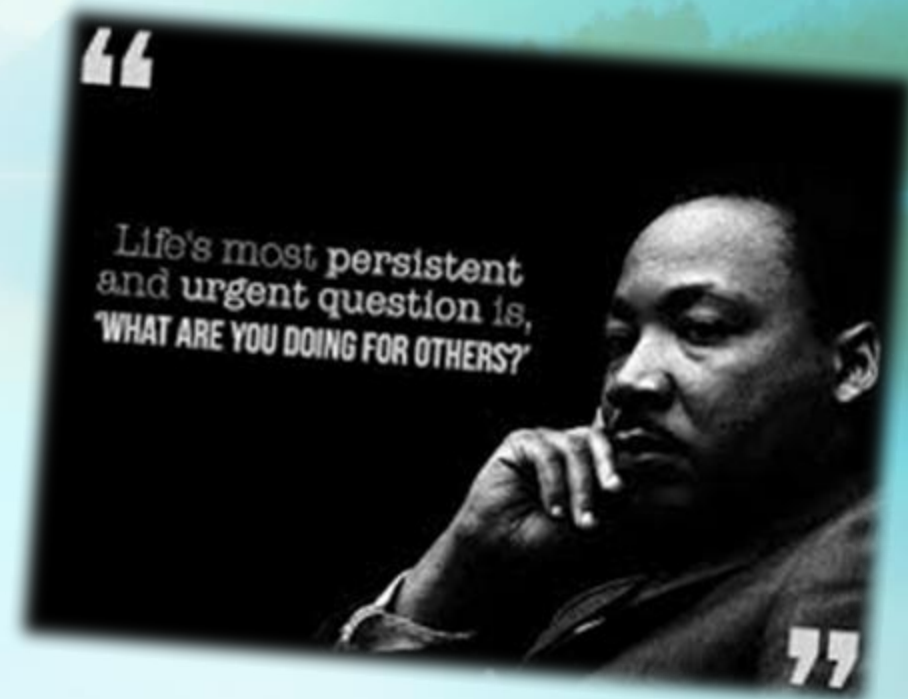
Objectives

- Define Service Learning and how it differs from a service project
- Understand the K-12 Service-Learning Standards
- Learn the benefits of engaging youth in service learning
- Learn the 4 step (PARC) approach to Service Learning projects
- Brainstorm and share ways to serve during the covid-19 challenge

Serving While Learning

Learning While Serving

One Day



Are your students learning while serving and serving while learning?

Poll

How many times per year (on average, and in a “normal” year) does your program use service learning projects or activities?

- A. 0
- B. 1-2
- C. 3-4
- D. 5 or more

What is Service Learning?

Definition?

Key elements?



What is Service Learning?

- A teaching and learning strategy that...
- ...integrates meaningful **community service** with **instruction and reflection**, and...
- ...enriches the **learning experience**, teaches **civic responsibility**, and **strengthens communities**.



What is Service Learning?

- Students learning through tackling real-life problems in their community.



K-12 Service-Learning Standards for Quality Practice

from NYLC (National Youth Leadership Council) nylc.org

- Meaningful Service
- Link to Curriculum
- Reflection
- Diversity
- Youth Voice
- Partnerships
- Progress Monitoring
- Duration and Intensity



K-12 Service-Learning Standards

from NYLC (National Youth Leadership Council)

Meaningful Service

Service-learning actively engages participants in meaningful and personally relevant service activities. For younger students, strive for a project with visible results. (Food or clothing drive, trash pick-up, community garden, etc.)



K-12 Service-Learning Standards from NYLC (National Youth Leadership Council)

Link to Curriculum

Look for ways that the service-learning can be tied to a content area, such as math, science, social studies, social-emotional learning, etc. This is important for the “learning” part of service learning!



K-12 Service-Learning Standards from NYLC (National Youth Leadership Council)

Reflection

Service-learning should incorporate multiple reflection activities that are ongoing and that prompt deep thinking and analysis about the project and about oneself and one's relationship to society.



K-12 Service-Learning Standards from NYLC (National Youth Leadership Council)

Diversity

Service-learning should promote understanding of diversity and mutual respect among all participants.



K-12 Service-Learning Standards from NYLC (National Youth Leadership Council)

Youth Voice

Projects should provide youth with a strong voice in planning, implementing, and evaluating service learning experiences with guidance from adults.



K-12 Service-Learning Standards from NYLC (National Youth Leadership Council)

Partnerships

Service-learning partnerships should be collaborative, mutually beneficial, and address community needs.



K-12 Service-Learning Standards from NYLC (National Youth Leadership Council)

Progress Monitoring

Service-learning should engage participants in an ongoing process to assess the quality of implementation and progress toward specified goals, and use results for improvement and sustainability.



K-12 Service-Learning Standards from NYLC (National Youth Leadership Council)

Duration and Intensity

Service-learning projects should be of sufficient duration and intensity to address community needs and meet specified outcomes.



Why use service learning in my after school program?

- Great opportunity for enrichment
- Engages and involves the students
- Develops leadership skills
- Develops critical thinking skills (planning, logistics, etc.)
- Develops empathy and compassion (builds character)
- Develops students' awareness of community and the importance of serving others and being stewards of the world
- Builds bridges to the community
- Raises awareness of your program (good PR!)



WAIT! There's more!

Why service learning? (continued)

- Fills Time Gap
- Fills Experience Gap
- Fills People Gap
- Fills Academic Achievement Gap



Peterson et. al (2004)

Why service learning? (continued)

- Fills Time Gap
 - Service learning engages students in meaningful activities from 3-6pm – a time when youth are more likely to be engaged in risky or illegal behaviors (crime, drug use, sexual behaviors) Of course, just being in your afterschool program is already filling this gap!!

Why service learning? (continued)

- Fills Experience Gap
 - Service learning engages students in high quality experiences often lacking from school-day due to time, budget and programming cuts – leading to more engaged students, and helping prevent school failure, poor social skills, and school drop out.

Why service learning? (continued)

- Fills People Gap
 - Service learning exposes children to positive adult role models, which are sometimes lacking in a youth's life.

Why service learning? (continued)

- Fills Academic Achievement Gap
 - Student engagement and success will carry over into school-day, supporting students socially and academically while helping to bridge the academic achievement gap.

Service Learning Projects vs Random Acts of Kindness

- Different, yes, but related. All are about helping or serving others.
- RAK are typically spontaneous and short-lived. Limited “learning”, but helps instill the habit of service to others, sometimes with a “Pay It Forward” aspect.



How can I use service learning in my after school program?

It's easy!

- Brainstorm with your students to find a project that helps or benefits others. (Needs assessment) This makes it relevant and meaningful!
- Follow the simple steps you will learn here!



How do I make the connection between service and learning?

- It just takes a little **planning!**
- **Involve the kids** – from generating ideas, to developing the plan and carrying it out.
- On-going **reflection.**
- **Celebrate!**

SERVICE ➤

➤ LEARNING



** Turning a service project into a service learning project doesn't have to "take the fun out of it"*



The "learning" may not be in an academic area. Consider the social emotional learning that can occur!

How do I find service projects that would make a good learning experience?

- Practically any service project can be a valuable learning opportunity.
- Every school, every neighborhood, every town has opportunities for service.
- There are unlimited resources for finding opportunities, (think Google...) but...
- *Let the kids come up with the ideas* – they may be original, or they may be what they have heard others doing – that's ok!



Types of Service Learning

Direct Service – involves student action which addresses the immediate needs of the community.

Indirect Service – addresses community needs through advocacy, research, awareness, etc.

Categories of Service Learning

- Animal Welfare
- Helping Children
- Community Development/Improvement
- Environmental Protection/Improvement
- School or Neighborhood Enhancement
- Health and Safety
- Poverty and Homelessness
- Appreciation/Recognition
- Others



Perfect World

In the chatbox, type characteristics of a “Perfect world”



adelina1993.deviantart

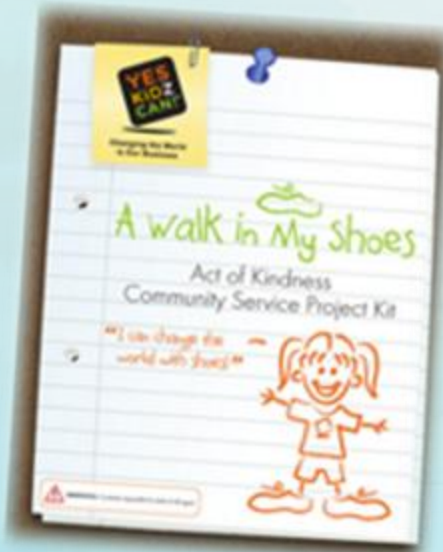
Perfect World

Consider all of the elements of a “perfect world”. What can we do, in any small way, to move toward that? Remember the saying – “Think globally, act locally.”



The PARC Model

- Preparation
- Action
- Reflection
- Celebration



The PARC Model

Preparation

- Teacher works **with** students to investigate, identify and analyze community issues, focusing on problems and possible solutions. (Needs assessment)
- Teacher **and** students explore feasibility of service options and select a project.
- Teacher **and** students finalize plans to begin the service learning project.



The PARC Model



Action

- Teacher and students take the necessary steps to implement service learning. (Logistics, materials, assignments, etc)
- Teacher facilitates students' participation using on-going evaluation and makes any changes deemed necessary.

The PARC Model

Reflection

- Teacher provides opportunities for individual and group reflection **throughout** the project.
- Teacher **and** students incorporate student reflection in the class evaluation of the project.
- Teacher integrates reflections in planning future projects.



The PARC Model

Celebration and Demonstration of results

- At project's end, teacher **AND** students decide how to celebrate the group's accomplishment.
- Students are involved in planning and execution of the celebration and recognition events.
- Pictures and artifacts of the project are displayed. Invite guests – like those who were helped, school and community officials, media, etc.
- **Everyone celebrates!**



Tips for a successful service learning project!

- Involve kids in all phases of the project.
- Try to guide kids to projects where they do something **with** someone instead of **for** someone.
- Make it meaningful - have kids and staff reflect.
- Celebrate! Don't let the good feeling end when the project is completed!
- Document! Take pictures to use at the celebration, for recognition, and to create a memory book.
- Invite guests to the celebration – the person or persons who were helped, parents, school officials, city councilmen, mayor, community leaders, media, etc.



Ideas



More Ideas

- Adopt a Spot (at school)
- Food Drive
- Work at Food Bank
- Recycling
- Notes to Veterans
- Sock Drive (Socktober)
- Personal Pick – Monarch butterfly habitat



Monarch Butterfly Project
Milkweed Seed Packets
Proceeds Benefit
Ida Civic Club Scholarship Fund



Please Feed The Monarchs



Service learning in this time of crisis



Service learning in this time of crisis

- www.generationon.org

generationOn provides programs, tools, and resources to engage kids and teens in service and volunteering.

Theme of the Month: Volunteer At Home

As the youth and family division of Points of Light, we're always creating ways to help youth and their families stay engaged. The impact of COVID-19 continues to change our daily lives and routines, but the volunteers nonprofits rely on are just as important as ever. These projects can be modified to do at home, and delivered via mail or drop off to adhere to the social distancing guidelines of the CDC.

[FIND PROJECT GUIDES](#)

RESOURCES

- www.generationon.org

generationOn provides programs, tools, and resources to engage kids and teens in service and volunteering.

Upcycled Piggy Bank >

Only 28.9% of plastic bottles purchased in 2018 were collected for recycling, meaning that over seven billion pounds of plastic ended up in a landfill. Help give these bottles a new life by re-purposing them into piggy banks and collecting cash for a cause you care about!

Families

Kids

Great Reads Bookmarks >

Celebrate and share the joy of literacy by hosting a book drive and giving handmade bookmarks to a community in need. Show someone what reading means to you by making colorful and personalized bookmarks to give to your school, local library or community center.

Families

Kids

Reuse Plastic Bottles to Create a Vertical Garden >

Use recycled materials to create vertical gardens of vegetables, herbs or flowers and donate the produce to people in need! Some people don't always have easy access to fresh flowers and produce, so your project will not only help the environment, but is an easy way to serve your community.

Families

Kids

Teens

Baby Bags >

Over 15 million American kids live in families with incomes below the federal poverty level, and the number of kids living in poverty increased by 33 percent from 2000-2009. Give low-income moms the help they need by filling baby bags with basic items. Ask other families to help!

Kids

Teens

Kindness Chain >

We could all use a visual reminder to be kind! Help spread kindness by putting your thoughtful and good intentions on paper for others to see! This small gesture can inspire and encourage others to ignite a chain of kindness too—you can display the chain at school or at home.

Families

Kids

No-sew T-shirt Reusable Bags >

On average, only one out of every 200 plastic bags is recycled. Plastic bags are among the 12 items of debris most often found in coastal cleanups, according to the nonprofit Center for Marine Conservation. Help reduce the use of plastic bags by creating a reusable bag from an old t-shirt.

Service learning in this time of crisis

What are you doing in your program in the area of service learning that you would share with us?

ADDITIONAL RESOURCES

- www.generationon.org
- <http://www.goodcharacter.com/SERVICE/service.html>
- <http://www.ysa.org/resources>
- www.google.com – type in “kids service learning projects”



GTS!

The Kid's Guide to Service Projects, by Barbara A. Lewis

This new edition of Free Spirit's best-selling youth service guide includes a refreshed "Ten Steps to Successful Service Projects" plus hundreds of up-to-date ideas for projects—from simple to large-scale.



RESOURCES

- <http://www.ysa.org/resources>

Youth Service America® supports a global culture of engaged children and youth committed to a lifetime of meaningful service, learning, and leadership. With half the world's population under age 25, our mission is to help all young people find their voice, take action, and make an impact on vital community issues.

The screenshot shows the YSA website's resources page. At the top left is the YSA logo with the tagline "Youth Changing the World". To the right of the logo are navigation links: "IDEAS & CAMPAIGNS", "GRANTS & AWARDS", "RESOURCES & TRAININGS", "ABOUT", and "DONATE". Below the navigation is a blue horizontal bar. The main content area features three resource cards:

- Youth Changing the World Toolkit**: A card for "Youth Ages 13-25" featuring a collage of photos of youth in service. It includes the YSA logo and the text "Youth Changing The World" and "Your Service Project Toolkit". A "Click here to view." link is at the bottom.
- Kids in Action Guide**: A card for "Youth Ages 5-12" featuring a cover image of a road winding through green hills. It includes the YSA logo, the title "Kids in Action Guide", a quote from Eleanor Roosevelt, and a list of authors. A "Click here to view." link is at the bottom.
- Semester of Service Toolkit**: A card for "Educators" featuring a collage of photos of youth and adults. It includes the YSA logo, the title "Semester of Service Teacher Toolkit", and a quote from State Farm. A "Click here to view." link is at the bottom.

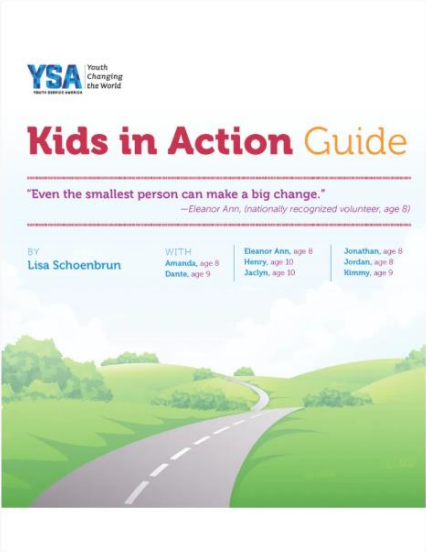
At the bottom of the screenshot is a Windows taskbar with various application icons.

RESOURCES

- <http://www.ysa.org/resources>

Kids in Action Guide

+ Youth Ages 5-12



+ Click here to view.

+ Youth Ages 5-12

- Click here to view.

The *Kids in Action Guide* is a service and learning framework modeled after the Youth Changing the World toolkit. This resource, written by kids, for kids, helps elementary-age children imagine and plan a service project.

Features:

- Worksheets/handouts;
- Service project exemplars;
- Templates and supplementary materials;
- Age-appropriate language;
- Infographics and visual tools.

Tailored to elementary-age children, this guide will empower even the youngest children to be leaders for change in their communities.

A quote by Aaron Sorkin is presented on a green background featuring a faint world map. The text is in white and is enclosed in quotation marks. The quote reads: "Don't ever forget that you're a citizen of this world, and there are things you can do to lift the human spirit, things that are easy, things that are free, things that you can do every day. Civility, respect, kindness, character." The quote is flanked by two light green circular icons, each containing a white quotation mark.

“ Don't ever forget that you're a citizen of this world, and there are things you can do to lift the human spirit, things that are easy, things that are free, things that you can do every day. Civility, respect, kindness, character. ”

— AARON SORKIN

My thanks to you!

