

**EDC**

Education  
Development  
Center

# THE APR TEACHER SURVEY: MAKE THE MOST OF THIS EVALUATION TOOL

Sophia Mansori, Josh Cox and Sheila Rodriguez

ISBE 21<sup>st</sup> CCLC Spring Conference

Wednesday, May 9, 2018



# Agenda

- Welcome and Introductions
- What are some benefits of administering the APR Teacher Survey?
- What data are collected in the APR Teacher Survey?
- What are best practices for administering the APR Teacher Survey?
- What are challenges and strategies when collecting APR Teacher Survey data?
- How can I use APR Teacher Survey data to support program improvement?
- Questions and Wrap Up

---

# WELCOME AND INTRODUCTIONS

# EDC Team

- Sophia Mansori
- Sheila Rodriguez
- Josh Cox

---

# **WHAT ARE SOME BENEFITS OF ADMINISTERING THE APR TEACHER SURVEY?**

# Why collect APR Teacher Survey Data?

- + Fulfills your grant requirement
- + Provides data to address statewide objective 1, 2 and 3
- + Provides data to demonstrate impact and support program improvement
- + Supports connections between program and the school day and school-day teachers

---

# WHAT DATA ARE COLLECTED IN THE APR TEACHER SURVEY?



# Teacher Survey Items

## Academic progress

- Turning in his/her homework on time
- Completing homework to the teacher's satisfaction
- Academic performance

## Engagement

- Participating in class
- Coming to school motivated to learn
- Volunteering (e.g. for extra credit or more responsibilities)

## Behavior

- Getting along well with other students
- Behaving well in class
- Attending class regularly
- Being attentive in class



## What teachers fill out....

Student Name: \_\_\_\_\_

	Did not need to improve	Significant Improvement	Moderate Improvement	Slight Improvement	No Change	Slight Decline	Moderate Decline	Significant Decline
Turning in his/her homework on time	✓							
Completing homework to the teacher's satisfaction			✓					
Participating in class			✓					
Volunteering (e.g. for extra credit or more responsibilities)			✓					
Attending class regularly				✓				
Being attentive in class					✓			
Behaving well in class						✓		
Academic performance		✓						
Coming to school motivated to learn					✓			
Getting along well with other students							✓	

## What you report...

**Elementary Students (grades Pre-K through 5)** - Teacher Survey summary for elementary students attending 30 days or more. Teachers of regular attendees should have completed the federal teacher survey for each student. Please provide a summary of those surveys in the table below, by adding teacher survey responses together. Report the total of students that did not need to improve, improved, or declined for each behavior. Note that the total for each row should equal the total number of students attending 30 days or more.

	Did not need to improve	Significant Improvement	Moderate Improvement	Slight Improvement	No Change	Slight Decline	Moderate Decline	Significant Decline
Turning in his/her homework on time	3	3	5	2	0	0	1	1
Completing homework to the teacher's satisfaction	3	5	4	3	0	0	2	1
Participating in class	3	3	3	4	0	0	1	0
Volunteering (e.g. for extra credit or more responsibilities)	3	1	4	3	0	0	1	0
Attending class regularly	0	0	3	6	1	1	1	0
Being attentive in class	0	0	4	5	1	2	1	0
Behaving well in class	0	0	3	6	0	2	1	1
Academic performance	0	0	4	5	3	1	1	0
Coming to school motivated to learn	0	4	3	4	4	1	1	0
Getting along well with other students	4	1	4	6	1	2	1	1

The total number of students teachers reported "Moderate Improvement" for this item.

The row should total to the number of regular student attendees (# of surveys completed).



# **WHAT ARE BEST PRACTICES FOR ADMINISTERING THE APR TEACHER SURVEY?**

# BEST PRACTICES

- ✓ Develop a plan and timeline for survey administration
- ✓ Send clear instructions to teachers on how and when to complete the survey
- ✓ Identify students attending 30 days or more AND send each teacher a list of those students for which they need to complete a survey



# BEST PRACTICES

- ✓ Check surveys received against your list containing all students attending 30 days or more
- ✓ Follow-up with teachers regarding any missing surveys
- ✓ Share results of teacher surveys with teachers and principals and engage them in discussing successes and challenges

# TABLE TALK DISCUSSIONS

- What are some challenges you have faced in collecting APR Teacher Survey data?
- What are 1-2 strategies that have helped address these challenges?



---

# HOW CAN I USE APR TEACHER SURVEY DATA TO SUPPORT PROGRAM IMPROVEMENT?



# USING DATA FOR PROGRAM IMPROVEMENT

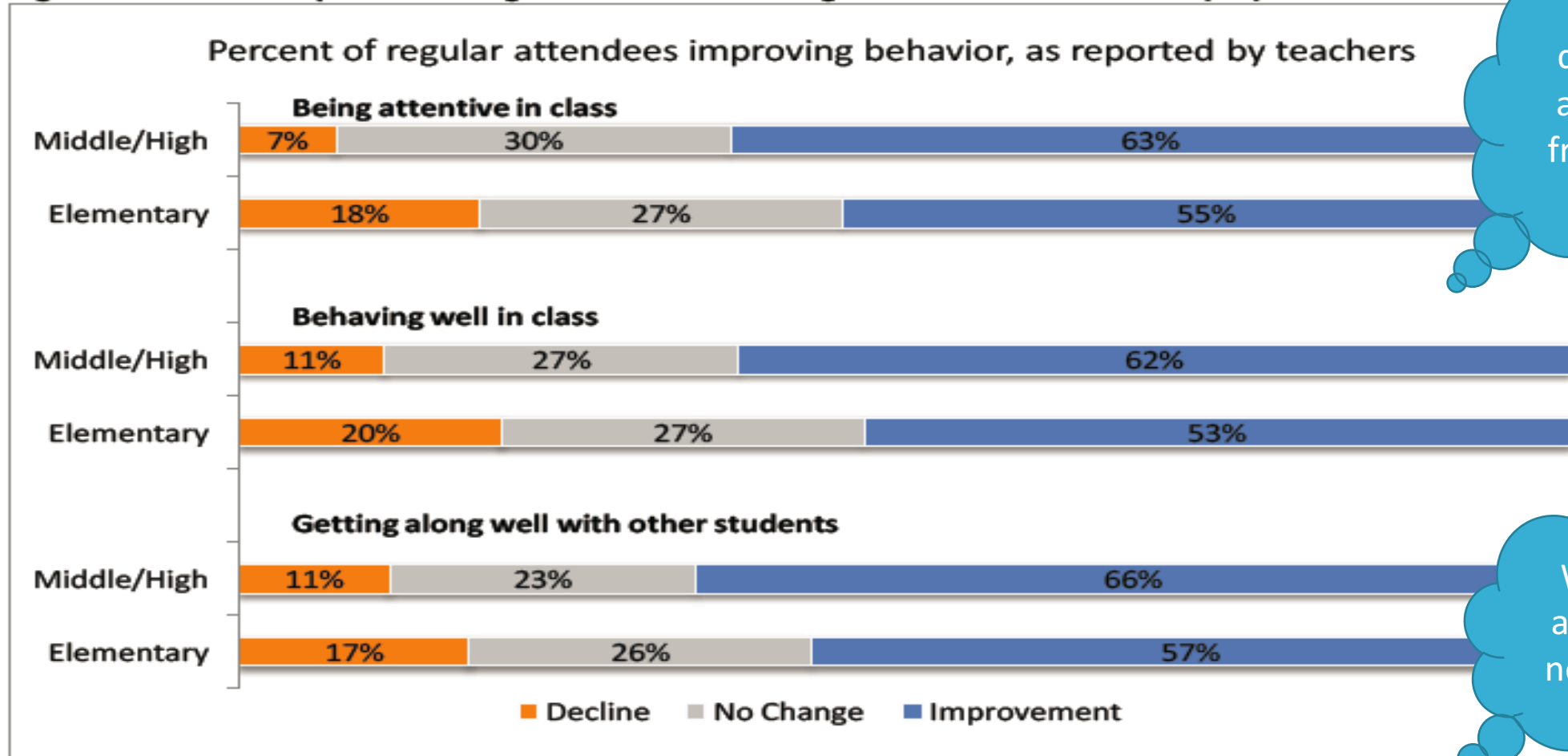
- + Consider what changes you would expect to see, based on your program.
- + Use data to identify progress in student behavior and/or achievement.
- + Use data to identify the needs of program participants (where they need to improve).
- + Share and discuss data with your staff to identify areas for program improvement.





# Using APR Teacher Survey Data

Figure 7: Teacher reported changes in behavior of regular student attendees (AS)<sup>2</sup>

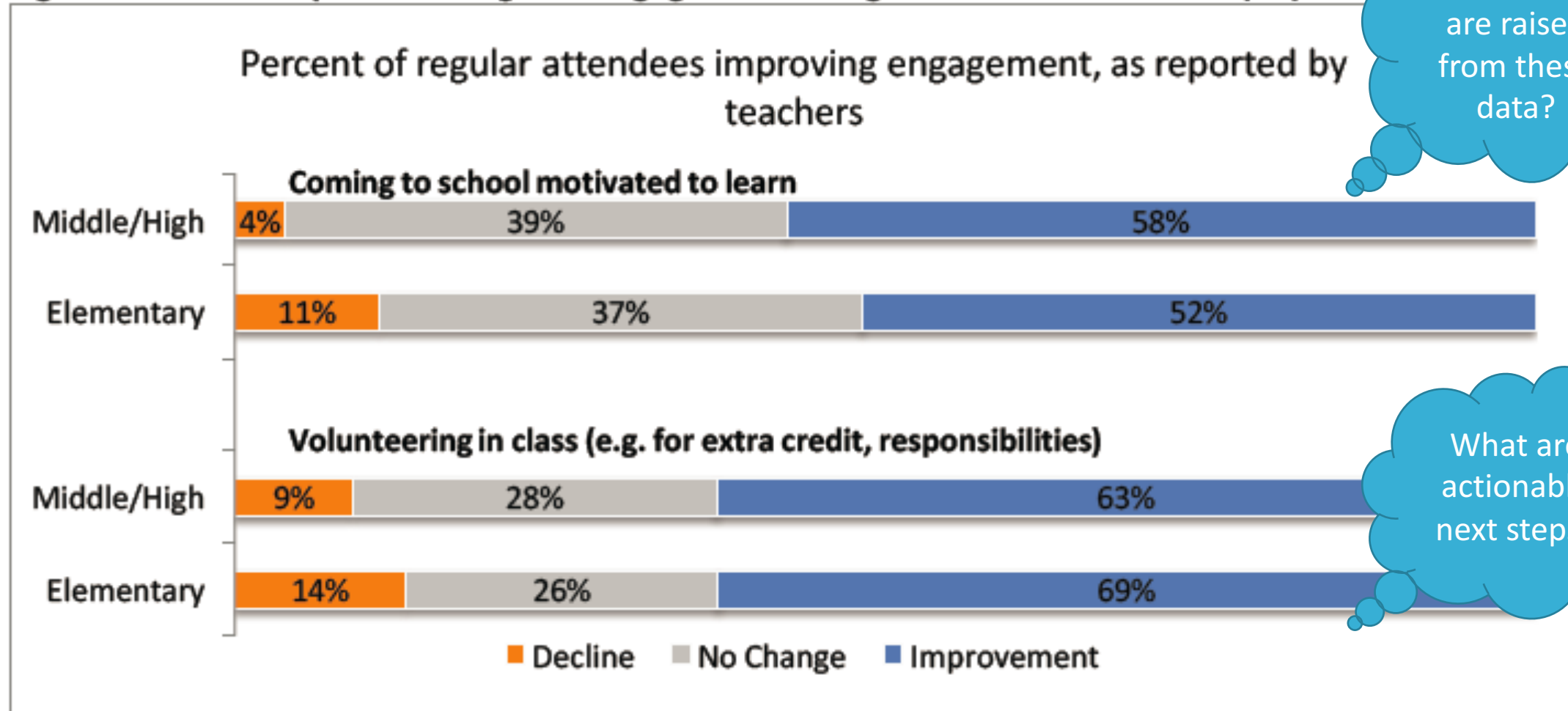


What questions are raised from these data?

What are actionable next steps?

# Using APR Teacher Survey Data

**Figure 8: Teacher reported changes in engagement of regular student attendees (AS)**

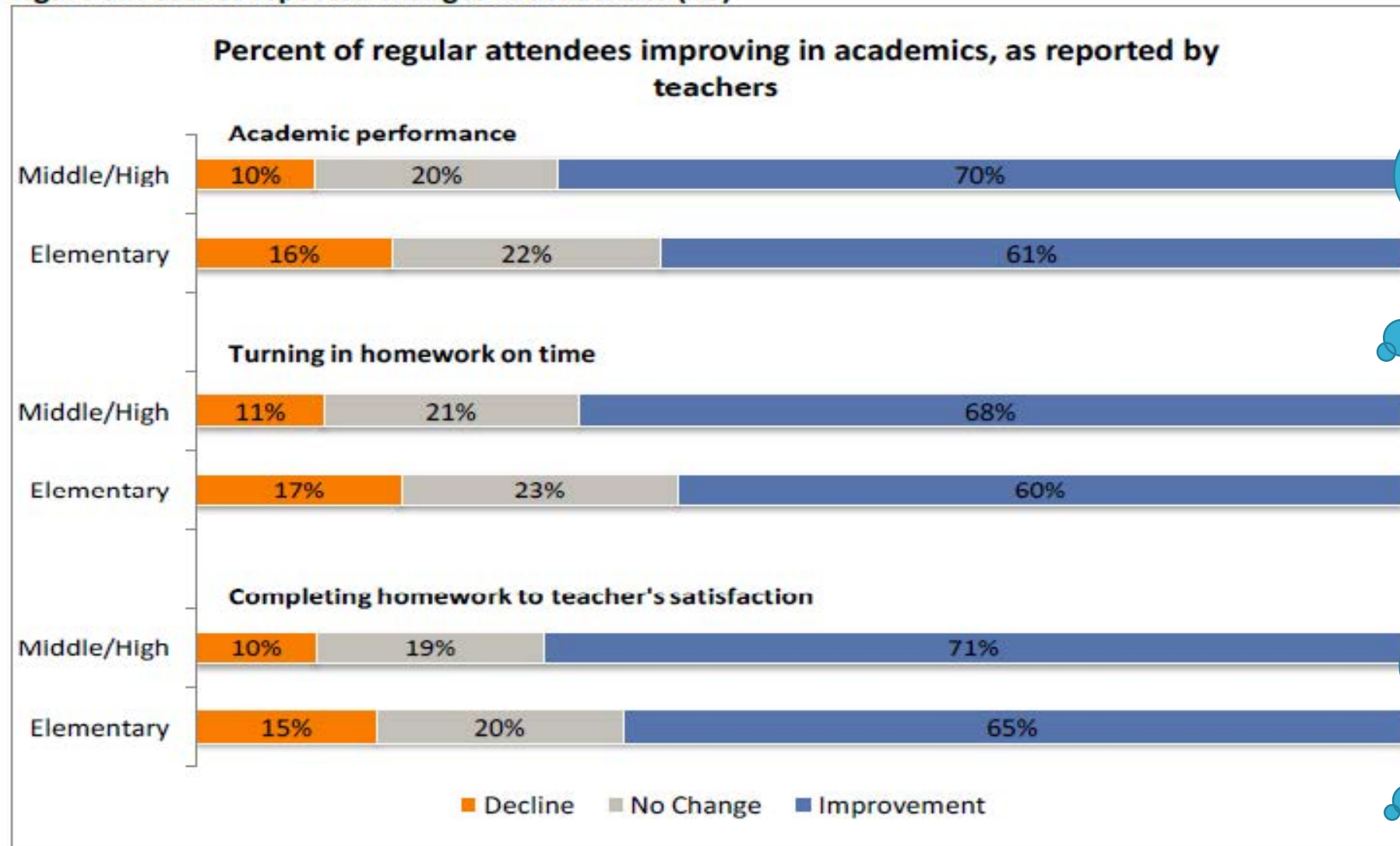


What questions are raised from these data?

What are actionable next steps?

# Using APR Teacher Survey Data

Figure 9: Teacher reported changes in academics (AS)



What questions are raised from these data?

What are actionable next steps?

# TABLE TALK DISCUSSIONS

- Share one way you have used the APR Teacher Survey data
- If you haven't used teacher survey data, what ideas do you have based on what has been presented?



# QUESTIONS AND WRAP UP





---

# THANK YOU

Sophia Mansori  
[smansori@edc.org](mailto:smansori@edc.org)

Josh Cox  
[jcox@edc.org](mailto:jcox@edc.org)

Sheila Rodriguez  
[srodriguez@edc.org](mailto:srodriguez@edc.org)