



# Current and Future Directions for the 21<sup>st</sup> CCLC Data and Benchmarking Tool

June 2023

Alan Clemens, Illinois Technical Lead

Nina M. Lowey 21<sup>st</sup> Century Community  
Learning Centers

Equity • Quality • Collaboration • Community





## Today's Agenda

- Overview of the Illinois data tool
- System development updates
- Discussion of potential new features
  - Benchmarking
    - What information would be helpful?
  - Event management
    - Additional data being captured/displayed, or
    - New mode for using event mode?
  - Other suggestions?



# The Illinois Data and Benchmarking Tool

Alan Help

## Nita M. Lowey 21<sup>st</sup> Century Community Learning Centers Data Dashboard

1000000000015 - Sample Grant\_ Please dont edit Go

**Data Center**  
Upload your grant data

**Student Data**  
View your student data records.

**Grant Reports**  
View summary reports to prepare for federal submission.

**21 APR**  
View reports for 21 APR submission.

### Message Center

**15**

**JAN**

Submission window for grantees to submit term data for Fall 2020 is now open (opened on January 11, 2021). Grantees can submit their term data through February 15, 2021.

**23**

**NOV**

Fall 2019 term data submitted to 21APR. Grantees should confirm submitted data for Fall 2019 term is correct in 21APR before December 14, 2020.

**28**

**SEP**

Summer 2019 term data submitted to 21APR. Grantees should confirm submitted data for Summer 2019 term is correct in 21APR

**17**

**AUG**

Submission window for grantees to submit term data for Summer 2020 is now open (opened on August 17, 2020). Grantees can submit their term data through September 14, 2020.

[View Previous Messages](#)



## How do I access the Illinois Data Tool?

The screenshot shows the Illinois Report Card website interface. At the top left is the Illinois Report Card logo with the text "ILLINOIS REPORT CARD 2019-2020". To the right of the logo are navigation links: "ISBE Data Library", "Take the Survey", "Español", "Help", and "Login". The main heading is "FIND YOUR SCHOOL" with the subtext "Go beyond test scores and get a snapshot of every Illinois public school." Below this are two search input fields: "School, District, City or County Name" and "Address, City or ZIP". A dark blue "Search" button is positioned below the second field. Underneath the search button is the text "State Snapshot or Select from list". At the bottom of the page, there is a banner image of diverse children in a library. To the right of the image is a blue box with the text "GAIN A DEEPER UNDERSTANDING OF THE PUBLIC SCHOOLS IN THE STATE OF ILLINOIS" and a "State Snapshot" button.

Visit the Illinois Interactive Report Card Site at

<https://www.illinoisreportcard.com/Default.aspx>



## How do I access the Illinois Data Tool?

ILLINOIS REPORT CARD 2019-2020

ISBE Data Library Take the Survey Español Help Login

### FIND YOUR SCHOOL

Go beyond test scores and get a snapshot of every Illinois public school.

School, District, City or County Name

Address, City or ZIP

Search

State Snapshot or Select from list

GAIN A DEEPER UNDERSTANDING OF THE PUBLIC SCHOOLS IN THE STATE OF ILLINOIS

State Snapshot

Click on "Login"



## How do I access the Illinois Data Tool?

MyIRC is a password-protected web resource for Illinois teachers and school administrators and is not open to the public.

Public users are invited to consult the information and reports on the Illinois Report Card.

MyIRC Account Login

Login to the MyIRC system using your Microsoft Office or Google credentials. If you need help logging in, [contact us](#).

Sign in with Microsoft

Sign in with Google

OR

Sign in with your email

Sign in with your email. →

Log in to MyIRC. Credentials were established for directors as a part of the onboarding process for each grant. Click “Contact Us” if you need assistance with your credentials.



# Where can I access the Data Tool?

Welcome Alan

Sample Grant - 1000000000015  
21st Century Grant Administrator

Click an icon below to access key information and resources.

- My Nita M. Lowey 21st Century Community Learning Centers Data**  
Access to Student Rosters and Reporting Resources
- My Educator Preview**  
View your school(s) data on the Illinois Report Card public-facing website.
- My Data Dashboard**  
My Data Dashboard (formerly Ed360) provides data related to critical performance metrics.
- My Student Data**  
Access student-level data from PARCC and other assessments.
- My Data Review and Verification Tool**  
Review calculated Report Card metrics in advance of the Report Card release.

**Announcements**

- My Data Dashboard soon to replace Ed360  
February 24, 2022  
[Learn more](#)
- 21st CCLC: Fall 2021 data submission deadline  
August 13, 2021  
[Learn more](#)
- 21st CCLC: Spring 2021 data submission deadline  
July 12, 2021  
[Learn more](#)
- Ed Preview Release windows  
July 1, 2021  
[Learn more](#)

[View All Announcements](#)

The MyIRC Home Page. The Data Tool is the green one, and for most 21<sup>st</sup> CCLC users the only active tile that you can use.



# How do I access the Illinois Data Tool?

Illinois Data and Benchmarking Tool

Alan Help

Nita M. Lowey 21<sup>st</sup> Century Community Learning Centers Data Dashboard

100000000015 - Sample Grant Go

**Data Center**  
Upload your grant data

**Event Management**  
Manage Events at your Grants/Centers

**Student Data**  
View your student data records.

**21 APR Reports**  
View reports for 21 APR submission.

**Message Center**

**26 MAY 2023**  
Grantees should submit GPA & Behavior information for the students who attended only for the Fall term (if any), after submitting Spring Attendance File.  
[Review GPA & Behavior information collected by 21APR under Outcomes section.](#)

**26 MAY 2023**  
Submission window for grantees to submit term data for Spring 2023 will be opened on May 30, 2023. Grantees can submit their term data through July 18, 2023.  
**Note:** Starting Spring 2023, Grantees should submit the GPA & Behavior information while submitting the Spring Attendance File.  
[Review GPA & Behavior information collected by 21APR under Outcomes section.](#)

**1 MAR 2022**  
**Summer 2021 Benchmarking Adjustment**  
Any grantee who provided programming during the Summer 2021 term will need to enter the Data Warehouse and Benchmarking Tool and adjust the Activities reported to match the new GPRA measures. Activities for Summer 2021 should now be reported in the same manner as Fall 2021 Activities were reported. If a grantee has

This is the Data Tool's main dashboard. It has 5 components.





## Student Data

The screenshot displays a user interface with two primary options. On the left, a dark green card features a white person icon, the text "Student Data", and the subtext "View your student data records." On the right, a light gray card features a list icon, the text "21 APR Reports", and the subtext "View reports for 21 APR submission." Above these cards are two empty light gray rectangular boxes.

<https://iirc.niu.edu/MyIRC.21CCLC/StudentData/Index?rcdtCode=1000000000015>

Student Data.  
Provides student demographic data and standardized assessment results for any public school and many private school students you've added to your roster.



## Student Data

☰ Illinois Data and Benchmarking Tool
Alan Help

### Student Data

Spring
2022-2023
1000000000015 - Sample Grant
Go

Roster
IAR
SAT

ⓘ This information follows new GPRA data collection rules

→ Enter Student Firstname or Lastname or SISID or Local ID
Filters
Show / Hide Column(s)
Export

Student Names & Grade				Site	Hours in Program			GPA	Suspension	
Last Name	First Name	Middle Initial	Grade	Site	Summer	Fall	Spring	Total (School Year)	Academic Achievement (GPA)	Behavior (Suspension)
ALIS	KASHIFT	M	4	NIU Center of Excellence		93	93	186	-	-
ALIS	KASHIFT	M	4	Northern Cardinal Academy		93	93	186	-	-
ALIS	KASHIFT	M	4	White Oak Career Academy		93	93	186	-	-
ANDERSON	RILEYQA	J	1	NIU Center of Excellence		3	3	6	-	-
ANDERSON	RILEYQA	J	1	Northern Cardinal Academy		3		3	-	-
ANDERSON	RILEYQA	J	1	White Oak Career Academy		3	3	6	-	-
ANDERSON	RYANO	M	1	NIU Center of Excellence		6	6	12	-	-
ANDERSON	RYANO	M	1	Northern Cardinal Academy		6		6	-	-

Provides student demographic data and standardized assessment results for any public school and many private school students you've added to your roster.




## Data Center


Illinois Data and Benchmarking Tool Alan Help My IRC

**Nita M. Lowey 21<sup>st</sup> Century Community Learning Centers Data Dashboard**


100000000015 - Sample Grant Go




**Data Center**  
Upload your grant data



**Event Management**  
Manage Events at your Grants/Centers



**Student Data**  
View your student data records.



**21 APR Reports**  
View reports for 21 APR submission.

**Message Center**

**26 MAY 2023**  
latest

Grantees should submit GPA & Behavior information for the students who attended only for the Fall term (if any), after submitting Spring Attendance File.  
[Review GPA & Behavior information collected by 21APR under Outcomes section.](#)

**26 MAY 2023**  
latest

Submission window for grantees to submit term data for Spring 2023 will be opened on May 30, 2023. Grantees can submit their term data through July 18, 2023.  
**Note:** Starting Spring 2023, Grantees should submit the GPA & Behavior information while submitting the Spring Attendance File.  
[Review GPA & Behavior information collected by 21APR under Outcomes section.](#)

**1 MAR 2022**

**Summer 2021 Benchmarking Adjustment**  
Any grantee who provided programming during the Summer 2021 term will need to enter the Data Warehouse and Benchmarking Tool and adjust the Activities reported to match the new GPRA measures. Activities for Summer 2021 should now be reported in the same manner as Fall 2021 Activities were reported. If a grantee has

<https://iirc.niu.edu/MyIRC.21CCLC/DataCenter/Index?rcdtCode=1000000000...>

Data Center.  
The portal for entering data into the Data Tool at the end of each grant term.



## Data Center

☰
Alan Help

**COVID-19 IMPACT STATEMENT**

For current data collection term, you can add a narrative to describe how COVID-19 has affected this Grantee

sample statement

**Data Center**

The Data Center is designed to collect, from all active 21st CCLCs, descriptive information on program characteristics and services as well as performance data across a range of outcomes, as outlined by the Federal 21 APR program. Here you will submit information on the Activities, Staffing, Attendance, and Family Member participation. For those grantees with multiple grants or multiple sites within grants, data must be entered for each site individually. The Data Center is available from the first date of Summer Term data collection (see the table below) until the last day of Spring Term data collection within each grant year.

**!**

Currently accepting Spring (2023) data submissions.

**2022-2023 Reporting Year Calendar**

Reporting Window	Data entry begins in Benchmarking Tool	Data entry ends in Benchmarking Tool	Data verification begins in 21APR	Data verification ends in 21APR
Summer-2022	August 15, 2022	September 30, 2022	TBA	TBA
Fall-2022	January 9, 2023	February 14, 2023	TBA	TBA

Click the button below to go to data submission page for all sites in the current grant. See note above regarding the editing of data for prior grant reporting terms.

Roster data can be loaded all at once by uploading an excel file using the template provided on the site. Other grant data (staffing, etc.) can be hand entered through the data center.



## Data Center

**White Oak Career Academy**

White Oak Career Academy ▾

Spring 2023

Did you offer 21st CCLC programs at the **White Oak Career Academy** during **Spring 2023** ?






Yes     No

<p style="text-align: center; color: #008080; font-weight: bold; font-size: 1.2em;">Center Overview</p> <p style="font-size: small;">Review and make changes to your center profile information</p>	 <small>Saved</small> <small>Last Updated: 02/28/2023</small>
<p style="text-align: center; color: #008080; font-weight: bold; font-size: 1.2em;">Activities</p> <p style="font-size: small;">Report on the activities delivered at the site.</p>	 <small>Saved</small> <small>Last Updated: 05/30/2023</small>
<p style="text-align: center; color: #008080; font-weight: bold; font-size: 1.2em;">Staffing</p> <p style="font-size: small;">Report on the type of staff, paid and unpaid, that provided support for the site.</p>	 <small>Saved</small> <small>Last Updated: 05/30/2023</small>
<p style="text-align: center; color: #008080; font-weight: bold; font-size: 1.2em;">Family Members</p> <p style="font-size: small;">Report on family member participation in the program by grade.</p>	 <small>Saved</small> <small>Last Updated: 05/30/2023</small>

Roster data, GPRA data on GPA and GPRA data on Discipline can be loaded all at once by uploading an excel file using the template provided on the site. Other grant data (staffing, etc.) can be hand entered through the data center.



## Data Center

<h3>Staffing</h3> <p>Report on the type of staff, paid and unpaid, that provided support for the site.</p>	 Saved <i>Last Updated: 05/30/2023</i>
<h3>Family Members</h3> <p>Report on family member participation in the program by grade.</p>	 Saved <i>Last Updated: 05/30/2023</i>
<h3>Attendance File</h3> <p>Upload the attendance file here. The file includes the number of students who were enrolled and attended the program at the site.</p> <p><small>Student GPA &amp; Behavior information has to be submitted along with Attendance data</small></p>	 Saved <i>Last Updated: 06/09/2023</i>
<h3>GPA &amp; Behavior (For Fall Only Attendees)</h3> <p>Report GPA &amp; Behavior information for students enrolled only for Fall term</p> <p><b>Note: Please submit your attendance file first to enter Fall-only attendees information.</b></p>	 Saved <i>Last Updated: 06/23/2023</i>
<h3>Teacher Survey Results</h3> <p>Report on teacher survey results</p> <p><b>Note: Please submit your attendance file first to enter your teacher reported survey results.</b></p>	 Saved <i>Last Updated: 06/21/2023</i>

Roster data, GPRA data on GPA and GPRA data on Discipline can be loaded all at once by uploading an excel file using the template provided on the site. Other grant data (staffing, etc.) can be hand entered through the data center.



## Data Center

**This information follows new GPRA data collection rules**

[View Fall 2021 GPRA Activities Updates](#)

**Academic Enrichment**

Did you Offer?  
 Yes  No

**Total Number Of Hours**  
Enter integers or decimals below 99999 (ie. 0.5, 50, 50.5)

**Total Number Of Participants**  
Enter only integers between 1-9999 (for eg, 27, 100, 2000 etc)

Is College Career Readiness  
 Yes  No

---

**Well-rounded Education Activities**

Did you Offer?  
 Yes  No

---

**Literacy Education**

Did you Offer?  
 Yes  No

---

**Healthy and Active Lifestyle**

Did you Offer?  
 Yes  No

Some of these fields have data validation rules in place that mirror those in place with the federal system. You may be warned that your data violates these rules and must be corrected.



## Data Center

The screenshot shows the 'Illinois Data and Benchmarking Tool' interface. At the top, there is a navigation bar with a menu icon, the title 'Illinois Data and Benchmarking Tool', and a user profile for 'Alan' with a 'Help' link and an 'iDe' logo. Below the navigation bar, the 'Data Center' section is visible. It includes 'Instructions for Data Entry' and a 'CERTIFIED' status indicator. The 'CERTIFIED' indicator is a green box with a white checkmark and the text 'CERTIFIED' and 'Last Certified: 06/24/2023'. A red circle highlights this indicator, and a red arrow points to it from the right. Below the instructions, there is a form for 'White Oak Career Academy' with a dropdown menu for the center name, the term 'Spring 2023', and a question: 'Did you offer 21st CCLC programs at the White Oak Career Academy during Spring 2023?'. The 'Yes' radio button is selected. Below the form, there are two summary cards: 'Center Overview' with a 'Complete' status and 'Last Updated: 02/28/2023', and 'Activities' with a 'Complete' status and 'Last Updated: 05/30/2023'.

When you're done with data entry and confident that your numbers are final you complete the process by clicking on the "certify" button on the Data Center's main page. The icon will change to show your submission has been certified ready for federal submission.






# 21APR


Illinois Data and Benchmarking Tool Alan Help My IRC

**Nita M. Lowey 21<sup>st</sup> Century Community Learning Centers Data Dashboard**


1000000000015 - Sample Grant Go




**Data Center**  
Upload your grant data



**Event Management**  
Manage Events at your Grants/Centers



**Student Data**  
View your student data records.



**21 APR Reports**  
View reports for 21 APR submission.

**Message Center**

**26 MAY 2023** latest

Grantees should submit GPA & Behavior information for the students who attended only for the Fall term (if any), after submitting Spring Attendance File.  
[Review GPA & Behavior information collected by 21APR under Outcomes section.](#)

**26 MAY 2023** latest

Submission window for grantees to submit term data for Spring 2023 will be opened on May 30, 2023. Grantees can submit their term data through July 18, 2023.  
**Note:** Starting Spring 2023, Grantees should submit the GPA & Behavior information while submitting the Spring Attendance File.  
[Review GPA & Behavior information collected by 21APR under Outcomes section.](#)

**1 MAR 2022**

**Summer 2021 Benchmarking Adjustment**  
Any grantee who provided programming during the Summer 2021 term will need to enter the Data Warehouse and Benchmarking Tool and adjust the Activities reported to match the new GPRA measures. Activities for Summer 2021 should now be reported in the same manner as Fall 2021 activities were reported. If a grantee has

<https://iirc.niu.edu/MyIRC/21CCLC/FederalAPR/Index?rcdtCode=1000000000...>

21APR. Your grant/site information as it is defined in 21APR, the federal reporting system. Tables in this section reflect the data as they were or will be submitted to 21APR for the term you're viewing.



## Message Center

Illinois Data and Benchmarking Tool Alan Help

**Nita M. Lowey 21<sup>st</sup> Century Community Learning Centers Data Dashboard**

100000000015 - Sample Grant

**Data Center**  
Upload your grant data

**Event Management**  
Manage Events at your Grants/Centers

**Student Data**  
View your student data records.

**21 APR Reports**  
View reports for 21 APR submission.

**Message Center**

**26 MAY 2023** latest

Grantees should submit GPA & Behavior information for the students who attended only for the Fall term (if any), after submitting Spring Attendance File.  
[Review GPA & Behavior information collected by 21APR under Outcomes section.](#)

**26 MAY 2023** latest

Submission window for grantees to submit term data for Spring 2023 will be opened on May 30, 2023. Grantees can submit their term data through July 18, 2023.  
**Note:** Starting Spring 2023, Grantees should submit the GPA & Behavior information while submitting the Spring Attendance File.  
[Review GPA & Behavior information collected by 21APR under Outcomes section.](#)

**1 MAR 2022**


**Summer 2021 Benchmarking Adjustment**  
Any grantee who provided programming during the Summer 2021 term will need to enter the Data Warehouse and Benchmarking Tool and adjust the Activities reported to match the new GPRA measures. Activities for Summer 2021 should now be reported in the same manner as Fall 2021 Activities were reported. If a grantee has

The Message Center is updated to provide reminders of submission deadlines and pass on messages from the 21<sup>st</sup> CCLC administration team at ISBE.



# Help Center

Illinois Data and Benchmarking Tool

Alan Help 

### Nita M. Lowey 21<sup>st</sup> Century Community Learning Centers Data Dashboard

100000000015 - Sample Grant

**Data Center**  
Upload your grant data

**Event Management**  
Manage Events at your Grants/Centers

**Student Data**  
View your student data records.


**21 APR Reports**  
View reports for 21 APR submission.

**Message Center**

**26 MAY 2023** latest  
Grantees should submit GPA & Behavior information for the students who attended only for the Fall term (if any), after submitting Spring Attendance File.  
[Review GPA & Behavior information collected by 21APR under Outcomes section.](#)

**26 MAY 2023** latest  
Submission window for grantees to submit term data for Spring 2023 will be opened on May 30, 2023. Grantees can submit their term data through July 18, 2023.  
**Note:** Starting Spring 2023, Grantees should submit the GPA & Behavior information while submitting the Spring Attendance File.  
[Review GPA & Behavior information collected by 21APR under Outcomes section.](#)

**1 MAR 2022**  
**Summer 2021 Benchmarking Adjustment**  
Any grantee who provided programming during the Summer 2021 term will need to enter the Data Warehouse and Benchmarking Tool and adjust the Activities reported to match the new GPRA measures. Activities for Summer 2021 should now be reported in the same manner as Fall 2021 Activities were reported. If a grantee has



Help Center.  
User guides and  
Frequently Asked  
Questions to assist you  
in your use of the Data  
Tool.



# Event Management

Alan 

## Illinois Data and Benchmarking Tool

### Nita M. Lowey 21<sup>st</sup> Century Community Learning Centers Data Dashboard

Go

### Data Center

Upload your grant data

### Event Management

Manage Events at your Grants/Centers

### Message Center

26 MAY
2023

latest

Grantees should submit GPA & Behavior information for the students who attended only for the Fall term (if any), after submitting Spring Attendance File.  
[Review GPA & Behavior information collected by 21APR under Outcomes section.](#)

26 MAY
2023

latest

Submission window for grantees to submit term data for Spring 2023 will be opened on May 30, 2023. Grantees can submit their term data through July 18, 2023.  
**Note:** Starting Spring 2023, Grantees should submit the GPA & Behavior information while submitting the Spring Attendance File.  
[Review GPA & Behavior information collected by 21APR under Outcomes section.](#)

1 MAR
2022

**Summer 2021 Benchmarking Adjustment**  
Any grantee who provided programming during the Summer 2021 term will need to enter the Data Warehouse and Benchmarking Tool and adjust the Activities reported to match the new GPR measures. Activities for Summer 2021 should now be reported in the same manner as Fall 2021 Activities were reported. If a grantee has

### Student Data

View your student data records.

### 21 APR Reports

View reports for 21 APR submission.

<https://iirc.niu.edu/MyIRC.21CCLC/Events/Index?rcdtCode=1000000000015>



## Event Management

**Illinois Data and Benchmarking Tool**

### Events Dashboard

Select Center Here: **White Oak Career Academy**

**White Oak Career Academy**  
Summer 2023 (06 Jun 2023 - 31 Jul 2023)

Toggle View: **Month** | Week | Day

June 2023

Sun	Mon	Tue	Wed	Thu	Fri	Sat
28	29	30	31	1	2	3
4	5	6	7	8	9	10
11	12	13	14	15	16	17
18	19	20	21	22	23	24
25	26	27	28	29	30	1
2	3	4	5	6	7	8

- Events Dashboard**  
View upcoming events
- Manage Events**  
Create and Edit events
- Manage Staff**  
Create and Manage Staff
- Manage Participants**  
Create and Manage Participants
- Sign-in Sheets**  
Track students attendance and event progress

The system includes a subsystem for simple event management. Data feeds automatically from the event management screens into other tables within the tool.



## Event Management

The screenshot shows a web application interface for event management. A modal window titled "Add Event" is open over a background dashboard. The dashboard has a sidebar with navigation options: "View List", "Events Dashboard", "Manage Events", "Manage Staff", "Manage Participants", and "Sign-in Sheets". The "Add Event" form contains the following fields:

- Title:** A text input field with the placeholder "enter title".
- Category:** A dropdown menu with the text "Select Category".
- Date (begin date for recurring events):** A date input field with the placeholder "mm/dd/yyyy".
- Is Recurrent Event?:** Radio buttons for "Yes" and "No", with "No" selected.
- Begin Time:** A time input field with the placeholder "--:--".
- End Time:** A time input field with the placeholder "--:--".
- Event Notes:** A text area with the placeholder "add comments/notes here".

A green "Submit" button is located at the bottom center of the form. The background dashboard also features a "Go" button and a "Help" link.

Build events quickly using simple configuration screens.



**Sign In sheet**

EVENT NAME  
Sample Event

CATEGORY  
Academic Enrichment

BEGIN TIME  
7/3/2023 9:00:00 AM

END TIME  
7/3/2023 11:00:00 AM

EVENT STAFF  
No staff assigned

EVENT NOTES

Present ?	Name	Grade	No. of Family Members
No students added to this event.			
Total Number of Family members			0

Take advantage of printed or electronic sign-in sheets; information about staffing and attendance is automatically calculated.



## System Development Updates

- The event management module is now available in statewide beta. Contact our offices if you encounter barriers to your ability to use the events management screens because of missing data entry fields or features.
- Data feeds from ISBE have been temporarily suspended. The 21<sup>st</sup> CCLC administrative offices are working to resolve the issue. There is currently not a projected resumption date.





## Discussion - Evaluation

- What's working for you?
- What's not working for you?
  
- Logging in
- Information provided
- Analyses and presentations
- Data collection forms and processes



## Discussion – Future Development

- What kinds of feature enhancements would be most helpful?
  - New enhancements to event management
    - Capture more information about events?
    - Allows new modes of data collections (mobile app)?
    - Allowing site coordinators access?
  - Benchmarking
    - Look up various kinds of information about other grants around the state.



# Thank you!

21<sup>st</sup> CCLC Production Team

Illinois Interactive Report Cards at NIU

