



ESCAPE the Mundane with Escape Rooms that Entertain



Tiffanie Hobbs
CATS Academy
Christopher Unit School District 99



Directions

- 3 Different Escapes - General, Area/Perimeter, Constitution
- Find your team using the slip given when you came in. (might have to look around room for help)
- 20 minutes to unlock the Key Chest
- Everything you need is in the room, in a folder, or close to your table.
- Two yellow HINT cards are available, just raise one and I'll come by with a hint.

18:00

How did it all work?





WHY ESCAPE ROOMS?

- They are FUN!!!!
- They are interactive!
- Kids learn valuable lessons by the challenges.
- Can be adapted to many subjects and/or lessons.



**Doesn't this sound like all the things we strive to do in
after school?**

What do you use them for?

- Family Engagement
- Reinforcement of concepts
 - Link to School Day
- Team building
- Practice Critical Thinking Skills
- Evaluation
- SEL



What do you need?

It varies depending on the escape.

- Locks (alphabet, 3 digit, 4 digit, keys)
- Envelopes
- Folders
- Baggies
- Paper
- Tool Chest
- Shoe Box



Choose a Theme or Topic

- A Theme brings it all together, it unites the teams for a common goal.
- Build excitement by providing materials leading up to the escape.
 - Videos
 - Handouts
 - Pictures



Prepare the Room

- Posters on wall
- Cups placed around room
- Shredding in small trash can below table
- Bookmarks hidden in books around room
- Fake password hidden under the keyboard
- Computer for logging in
- Team Stations

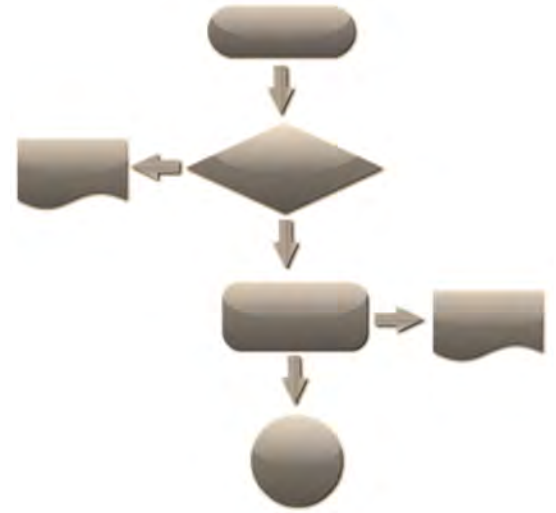


Easy and Free Tips

- **Embed a clue in a short reading.** Bold letters in the reading that can be arranged to spell out a clue
- **Hide a clue inside yourself!** Let one of the clues lead them to you, and if they can tell you the password (the answer to some important question you want them to know), tell them the next clue.
- **Create match-ups.** If they can pair terms with examples, people with bios, poets with poems, etc.
- **Hide Clues in and under items.** Don't bring in extra props, use what you have in your room

The Set Up

- Think about the flow of the questions, answers, and space in the room
- Let them succeed at the beginning to build confidence
- Review, try, test, repeat
- Add Hints as needed


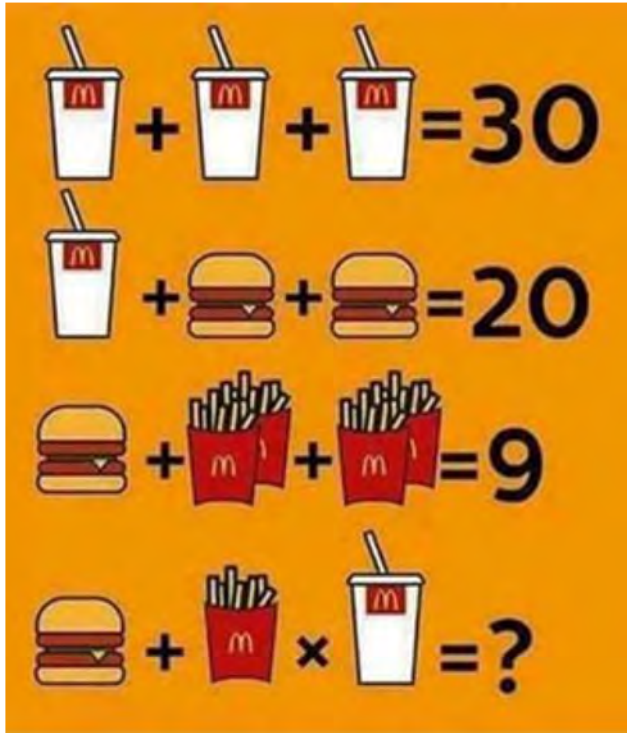



Resources


- [The Escape Classroom](#)
- [Breakout EDU](#)
- [Nowescape.com](#) (blog)
- Teachers Pay Teachers
- [Lock, Paper, Scissors](#)
- [101 Best Escape Room Puzzle Ideas](#)



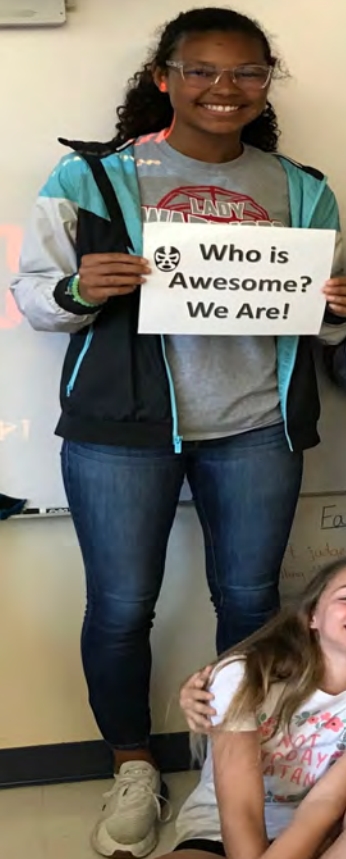
Be Inspired














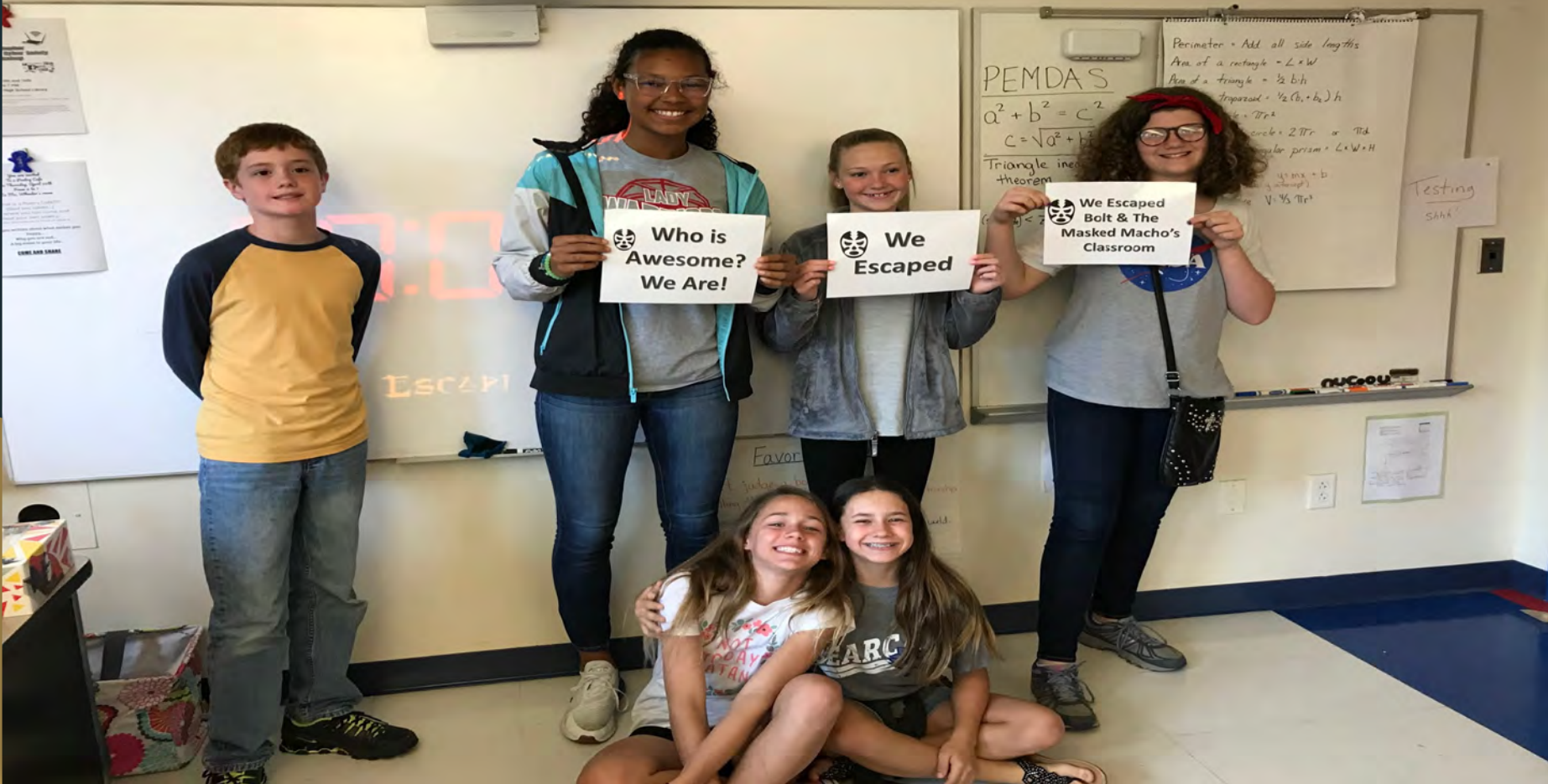
 **Who is
Awesome?
We Are!**



 **We
Escaped**



 **We Escaped
Bolt & The
Masked Macho's
Classroom**



**WE
ESCAPED!**



2018
Christopher Carnival
ESCAPE ROOM!



QUESTIONS?

