

A Journey in Evaluation: A Simple Local Evaluation Plan

Dr. Maxine Russman
Dr. Daniel Corts



What's Your Evaluation Experience? >>>

Newcomers?

Still learning?

Seasoned veterans?



Today's goals:

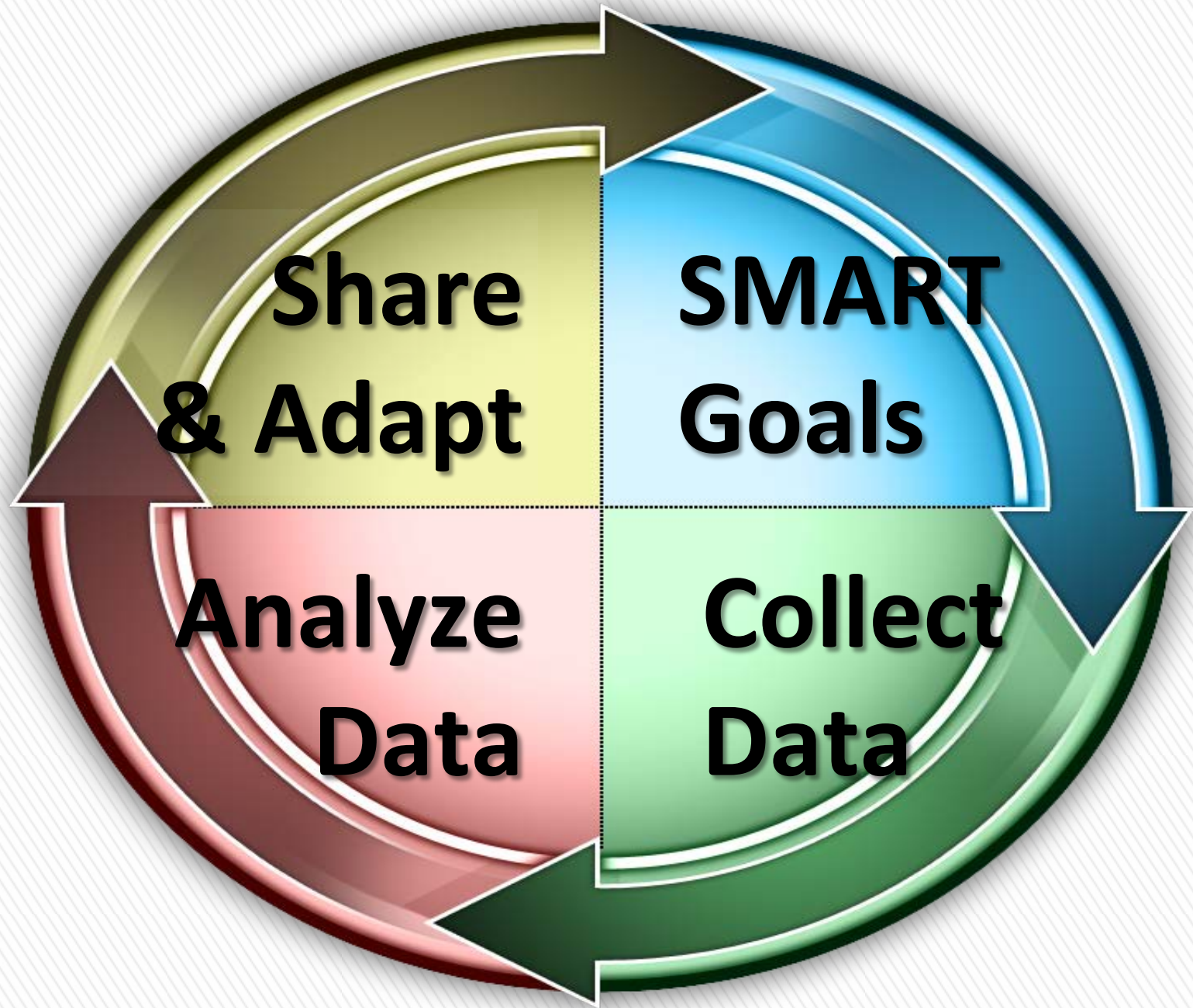
Four-step process

Developing SMART goals

Guide and Tools

Most importantly:

Evaluation is for you and your students!



**Project Director
Site Coordinators
Evaluator**

**Share
& Adapt**

**Analyze
Data**

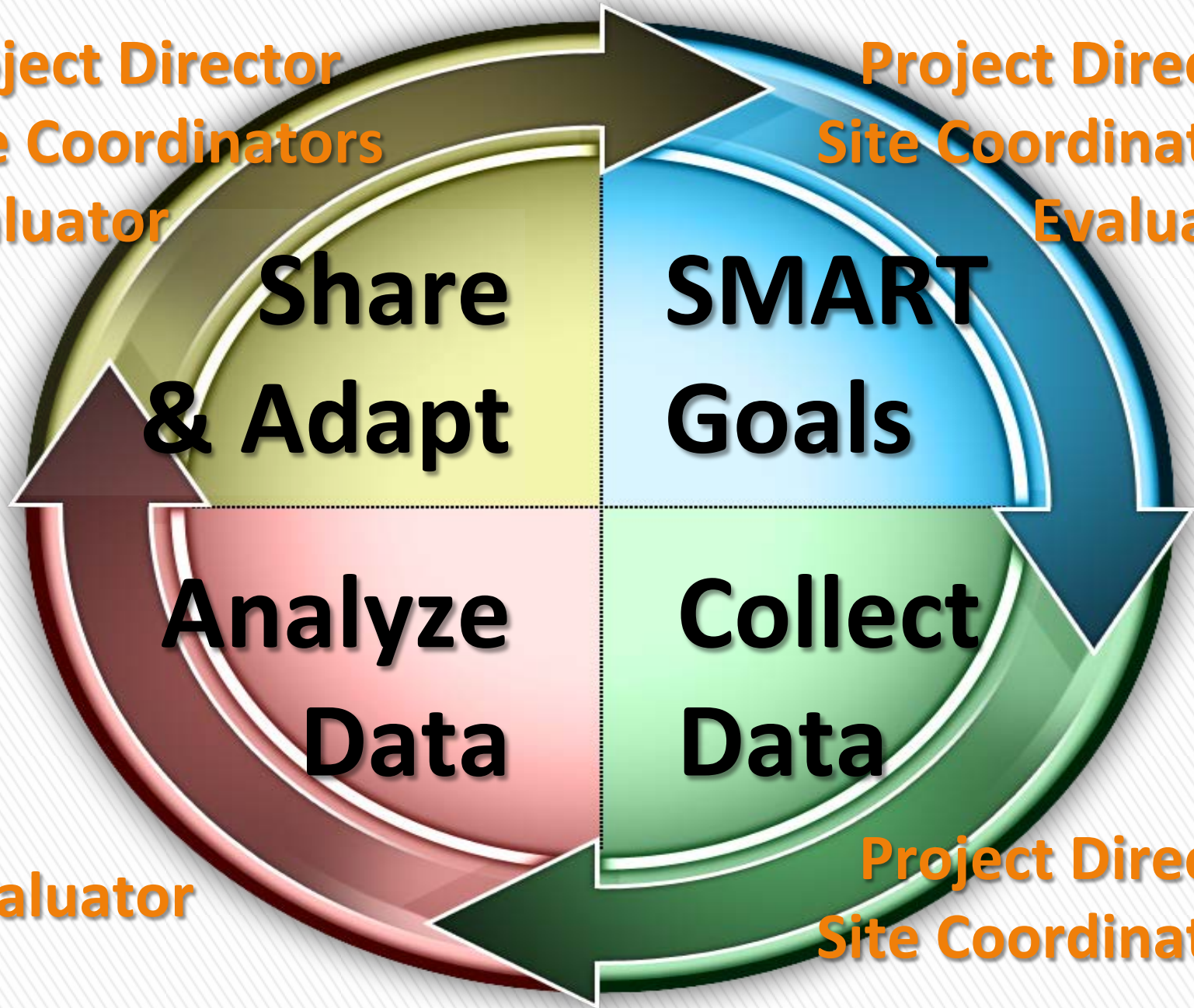
Evaluator

**Project Director
Site Coordinators
Evaluator**

**SMART
Goals**

**Collect
Data**

**Project Director
Site Coordinators**





**SMART
Goals**



State Goals

- 1. Academic**
- 2. Attendance/Graduation**
- 3. Social-emotional**
- 4. Collaboration**
- 5. Greatest need**
- 6. Professional Development**
- 7. Sustainable**

SMART Goals

Specific

Measureable

Attainable

Realistic

Timely

Academic Goal

By June 30th, 2013, 70% of students attending regularly will demonstrate increase in their MAP Language Arts assessment scores by three RIT points.



Academic Goal

By June 30th, 2013, 50% of regular attendees will demonstrate an increase in math based on Math Facts assessment.



Attendance Goal

By June 30th, 2013, 50% of students referred because of attendance concerns and attending regularly will demonstrated improvement in attendance based on school attendance records.



Social-Emotional Goal

By, June 30th, 2013, 75% of students referred because of social-emotional concerns (behavior) and attending regularly will demonstrate improved behavior based on school behavior referrals.

What about these?

Collaboration?

**Serving those
with the
greatest need?**

Specific

Measureable

Attainable

Realistic

Timely



Collaboration Goal

For the 2012-13 program

year, the Lights ON program

will collaborate with and

engage the resources of a

minimum of six community

partners based on MOUs/

contracts.



Greatest Need Goal

For the 2012-13 program year, 75% of students served will be from low-socio-economic homes based on free/reduced lunch data.



Professional Development Goal

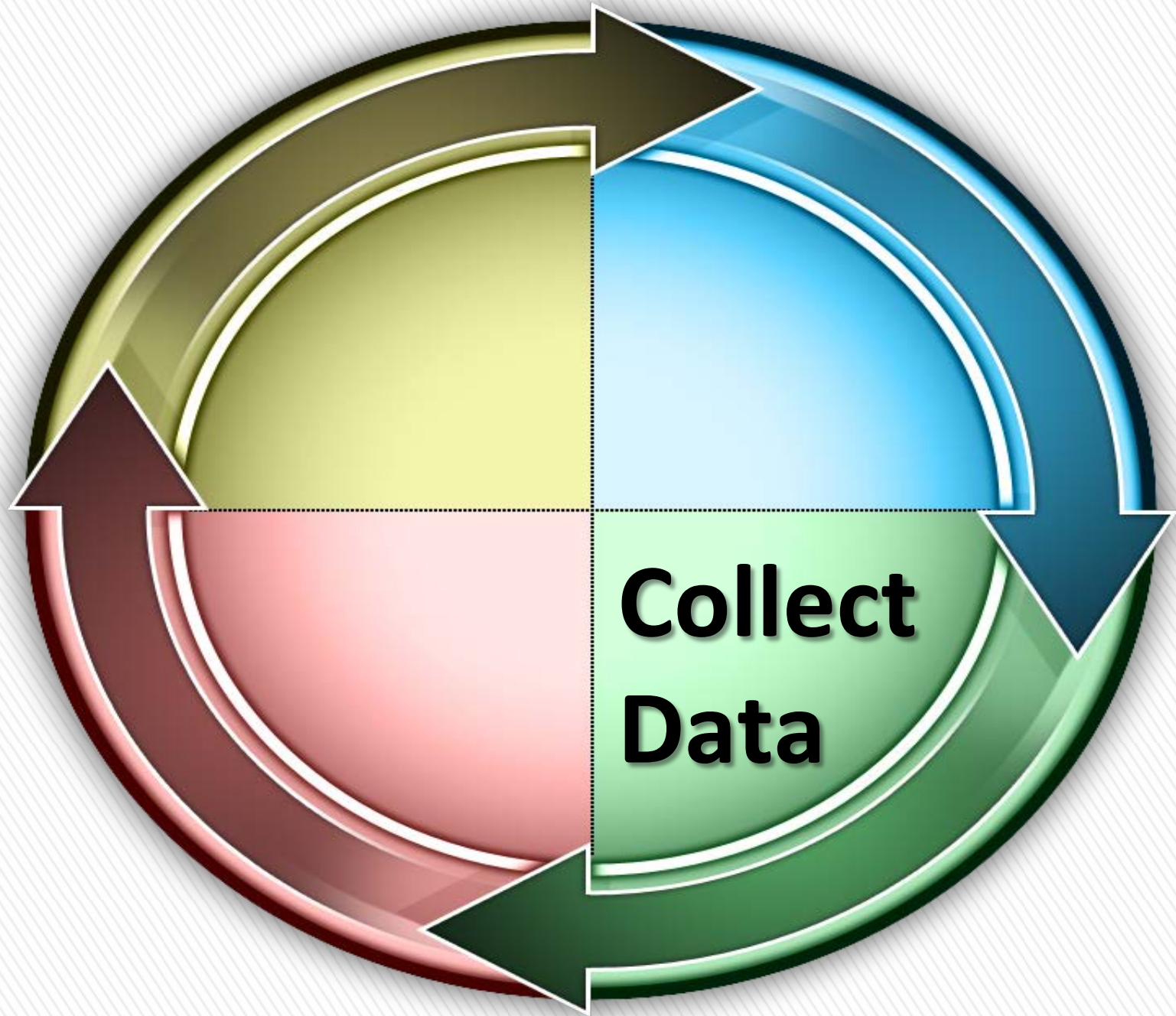
For the 2012-13 program year, all Lights ON personnel will have participated in professional development provided by the school district, RIROE, or State.

How SMART is this?

Sustainability Goal

The school district will utilize internal and external funding sources to support the sustainability of the program.

How SMART is this?



**Collect
Data**





Data Collection

Objectives and Outcomes

Template

- 1. Objectives**
- 2. How, where and who will acquire data**
- 3. Outcomes back-up documentation**

Data Collection

**Enter program
objectives into PPICs**

Grantee Profile Tab

Objectives radio button

Data Collection

Monthly Update Reports

Academic attendance

Enrichment attendance

Community Partners

Professional Development



Data Collection

Evaluation Binder

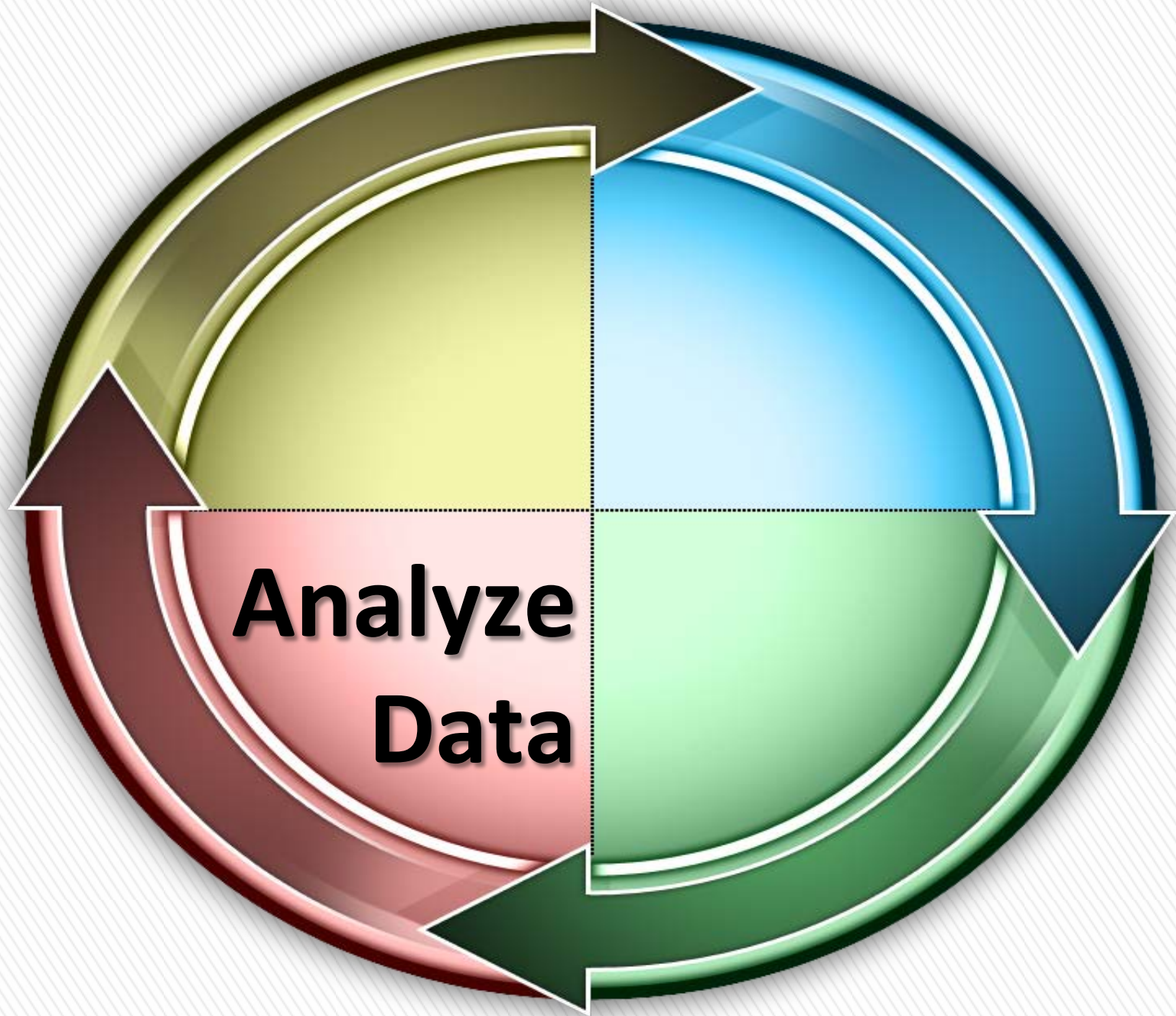
Master Schedule

Monthly Update Reports

Objectives & Outcomes

Backup Documentation

Teacher Survey Results



**Analyze
Data**



Data Analysis

Evaluation should address...

State objectives

Local objectives

Additional questions?

needs, satisfaction, etc.

Data Analysis



Evaluation should include...

Quantitative data

-Descriptive statistics

-Inferential statistics

Qualitative data

-Stories behind the numbers

Data Analysis

Evaluation should speak to...

Everyone involved!

-Multiple reports?

-Common denominator?



**Share
& Adapt**





Evaluation Report Template

- I. Overview and History**
- II. Program Implementation**
- III. Objective Assessment**
- IV. Recommendations**
- V. Dissemination of Info**

Evaluation Report

I. Overview and History

Project Director

II. Program Implementation

Evaluator

III. Objective Assessment

Evaluator

IV. Recommendations

Evaluator

V. Dissemination of Info

Project Director



Evaluation Report

I. History and Overview

Brief

Beginnings

Major Players

Grant funding cycle



Evaluation Report

II. Program

Implementation

A. Students Served

B. Program Operations

Schedules/staffing

Academic/Enrichment Activities

C. Professional Development



Evaluation Report

III. Objective Assessment

A. State Objectives

B. Local Objectives and Results (projected on tables)



Evaluation Report

IV. Recommendations

A. Don't forget positives

B. Correct negatives

**C. Identify needs &
possibilities**

-Objectives? Programs?

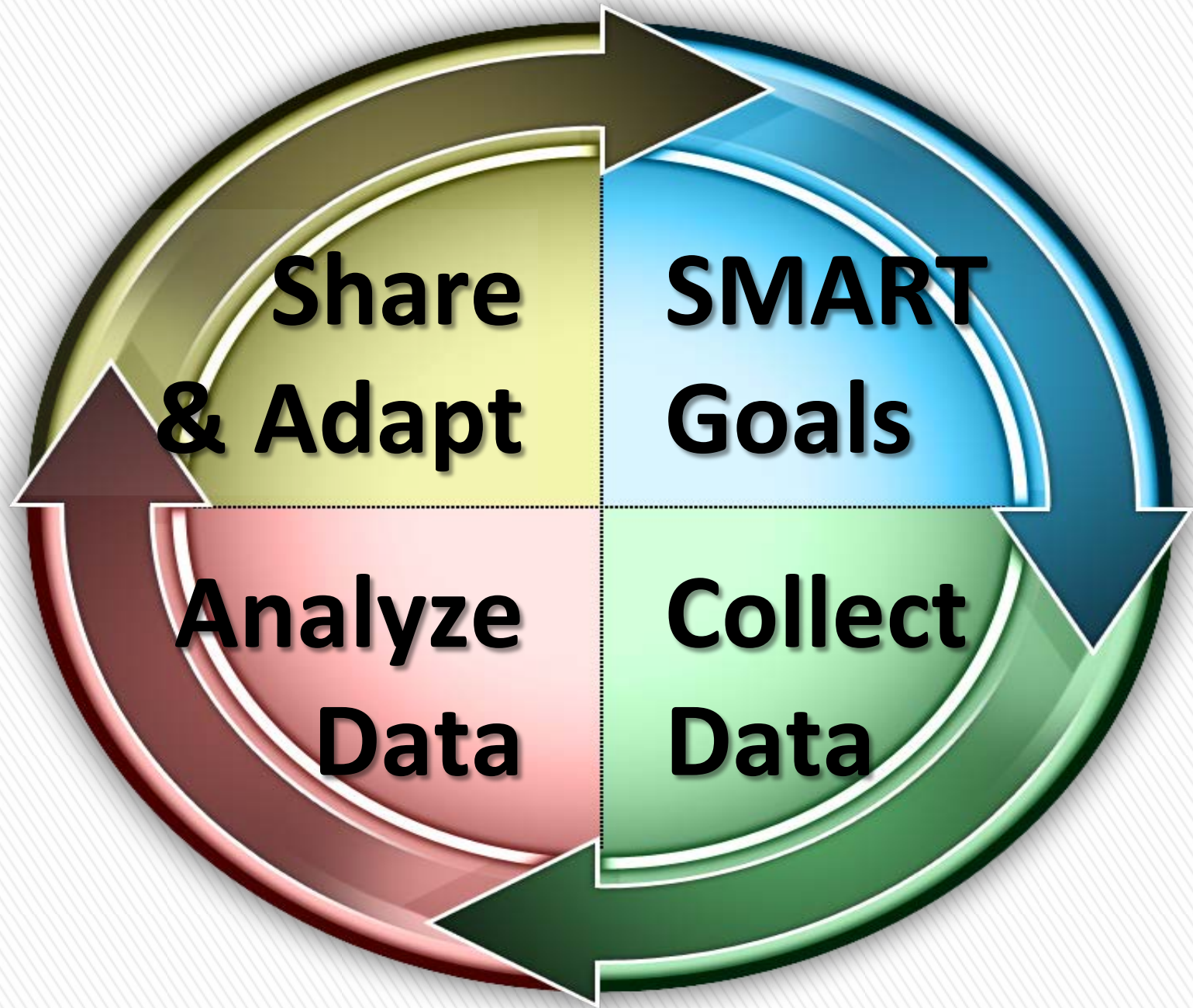


Implement Changes

V. Dissemination of Evaluation

Individual site meetings

- What worked? What needed improvement?**
- Review report**
- Recommendations for program change (adapt)**





Timeline

July – Submit Evaluation Binder to Evaluator

October – Evaluator Submits Report to Project Director - Enter Objectives outcomes on PPICs

November – Disseminate information and determine program changes; Add summaries to Report



Timeline

December 1st – Local Evaluation Report submitted to ISBE

December – Complete Objectives (SMART Goals) and Outcomes Template for program year

January – Enter program objectives into PPICs



Timeline

May – Complete Teacher Surveys

June – Complete Outcomes info with attached back-up documentation

July – Submit Evaluation Documentation to Evaluator

To access evaluation reports of the 21st CCLC grants Lights ON programs...www.riroe.com

Click on “Lights ON” on top menu bar

Click on “Evaluation”



Dr. Maxine Russman

Rock Island County Regional Office of Education

(309) 736-1111

maxine.russman@riroe.com

Dr. Daniel Corts

Augustana College

(309) 794-7646

danielcorts@augustana.edu

